

SKYLINE[®]

ARCHITECTURAL ALUMINIUM



Skyline Column Casings Overview Brochure

Column Casing Introduction

Skyline Architectural Aluminium, a brand synonymous with design and quality launches a new range of aluminium column casings.



The Skyline range of aluminium column casings meets all the challenges of hiding unsightly structural construction elements such as steelwork, concrete, timber, and service ducts.

The secret-fix design can be fitted on columns externally or within the building to provide a visually appealing, highly durable and maintenance-free finish. The striking sharp clean lines combined with an almost endless choice of colours is the perfect choice for transforming interior spaces and creating dramatic exterior design features.

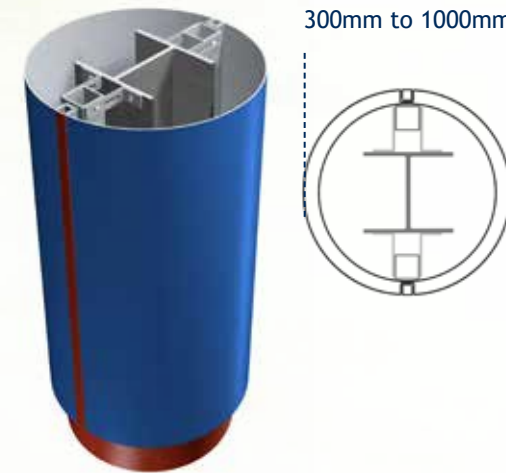
Skyline Column Casings provide a robust, ecological solution for low maintenance and lifetime value. The Skyline system is suitable for use on both new build and retrofit applications.



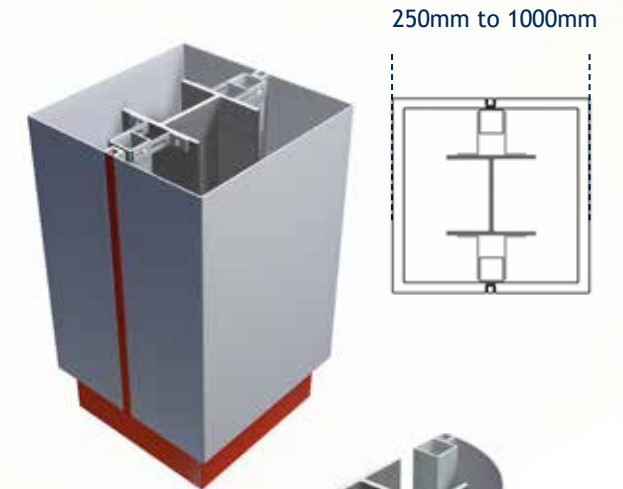
Product Range

The standard column casing range consist of circular casings, from 300mm up to 1000mm diameter, and square casings, from 250x250mm up to 1000x1000mm square. All casings are manufactured using 3mm aluminium sheet.

Circular



Square



Half-columns

Half-columns are available for use on walls where there is a requirement to conceal building element and service duct between floors. Half-columns can also be used as false columns to match interior design schemes that require symmetry and balance.



Flat extension panels

The innovative Skyline range has been cleverly designed to allow for a modular construction, thereby simplifying the design and installation process. Flat extension panels are available to create elongated columns and wall features.



Bespoke

To provide ultimate versatility for specifiers and designers, Skyline Column Casings can also be specified in bespoke sizes and shapes to meet individual project requirements.



Quality & Values



Quality

Combining proven materials, advanced manufacturing, a skilled workforce and more than 50 years of industry experience, Skyline delivers superior quality and innovation.

Skyline Column Casings are manufactured from high quality 3mm thick aluminium sheet.

Our in-house BBA approved powder coating facility plays an integral part in our quality assurance procedure, which enables strict control of our finishing process. The BBA approved polyester powder coating system is available in 26 standard colours, with any BS or RAL colour available to order.




Fire Regulations

Fire rating is a critical factor today. Solid aluminium sheet is classified as non combustible. Powder coated aluminium, Interpon D1000 series and D2000 series have been tested to BS476, parts 6 & 7 and have been deemed to have met the criteria for class 0 building regulation approval.



Features & Benefits

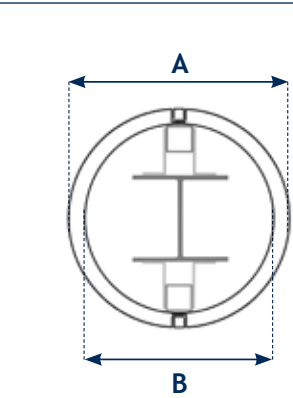
Skyline's versatile secret fix design allows for fixing to wood or steel mullions, providing installers and designers with a quick and reliable way of transforming unsightly structural elements. Each casing is made up of three basic components: Casing, Inner Collar (top & bottom) and infill strip. Colour options include a UniColour option, where all components are the same colour, or a DuoColour option, where two colours can be specified.



Circular Column Casing

Circular Column Casings are supplied in 3m length as standard. The total installed height is approx 3.4m which includes top/bottom collar.

Each casing is supplied complete with: Outer Casing, Top and Bottom Inner Collar and Infill Strip. (Substructure, Mullion Support and Fixings not included)



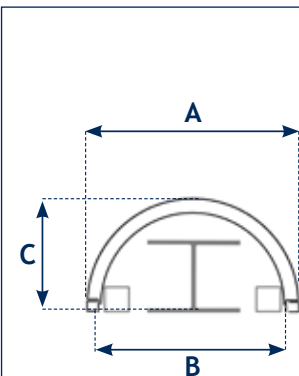
Casing Diameter (A) (mm)	Collar Diameter (B) (mm)
300	244
400	344
500	444
600	544
700*	644
800*	744
900*	844
1000*	944

*All casings 700mm and above are supplied in Quadrants.

Semi Circular Column Casing

Semi Circular Column Casings are supplied in 3m length as standard. The total installed height is approx 3.4m which includes top/bottom collar.

Each casing is supplied complete with: Outer Casing, Top and Bottom Inner Collar and Infill Strip. (Substructure, Mullion Support and Fixings not included)



Casing Diameter (A) (mm)	Collar Diameter (B) (mm)	Depth (C) (mm)
300	244	160
400	344	210
500	444	260
600	544	310
700*	644	360
800*	744	410
900*	844	460
1000*	944	510

*All casings 700mm and above are supplied in Quadrants.

Circular UniColour - 3m Length

All components supplied in one colour - please specify colour when ordering.



Size (mm)	Code
300	CC30/3MPPC
400	CC40/3MPPC
500	CC50/3MPPC
600	CC60/3MPPC
700	CC70/3MPPC
800	CC80/3MPPC
900	CC90/3MPPC
1000	CC100/3MPPC

Semi Circular UniColour - 3m Length

All components supplied in one colour - please specify colour when ordering.



Size (mm)	Code
300	CC30H/3MPPC
400	CC40H/3MPPC
500	CC50H/3MPPC
600	CC60H/3MPPC
700	CC70H/3MPPC
800	CC80H/3MPPC
900	CC90H/3MPPC
1000	CC100H/3MPPC

Circular DuoColour - 3m Length

DuoColour - Supplied in two colours, please specifiy required colour for the Casing and Kit Separately using the codes in the table.



Casing

Duo Kit includes:
Infill strips
Top inner collar
Bottom inner collar

Size (mm)	Casing Code	Duo Kit Code
300	CC30/DC/3MPPC	CC30/KIT/PPC
400	CC40/DC/3MPPC	CC40/KIT/PPC
500	CC50/DC/3MPPC	CC50/KIT/PPC
600	CC60/DC/3MPPC	CC60/KIT/PPC
700	CC70/DC/3MPPC	CC70/KIT/PPC
800	CC80/DC/3MPPC	CC80/KIT/PPC
900	CC90/DC/3MPPC	CC90/KIT/PPC
1000	CC100/DC/3MPPC	CC100/KIT/PPC

When ordering please specify colour of Casing and Duo Kit seperately using the above codes

Semi Circular DuoColour - 3m Length

DuoColour - Supplied in two colours, please specifiy required colour for the Casing and Kit Separately using the codes in the table.



Casing

Duo Kit includes:
Infill strips
Top inner collar
Bottom inner collar

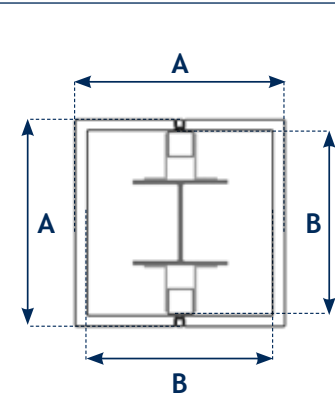
Size (mm)	Casing Code	Duo Kit Code
300	CC30H/DC/3MPPC	CC30H/KIT/PPC
400	CC40H/DC/3MPPC	CC40H/KIT/PPC
500	CC50H/DC/3MPPC	CC50H/KIT/PPC
600	CC60H/DC/3MPPC	CC60H/KIT/PPC
700	CC70H/DC/3MPPC	CC70H/KIT/PPC
800	CC80H/DC/3MPPC	CC80H/KIT/PPC
900	CC90H/DC/3MPPC	CC90H/KIT/PPC
1000	CC100H/DC/3MPPC	CC100H/KIT/PPC

When ordering please specify colour of Casing and Duo Kit seperately using the above codes

Square Column Casing

Square Column Casings are supplied in 3m length as standard. The total installed height is approx 3.4m which includes top/bottom collar.

Each casing is supplied complete with: Outer Casing, Top and Bottom Inner Collar and Infill Strip. (Substructure, Mullion Support and Fixings not included)



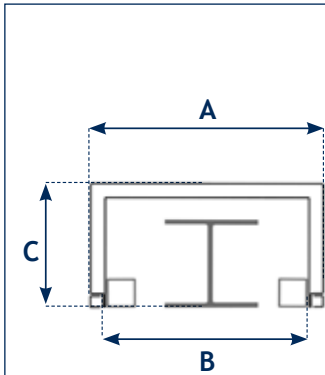
Casing Dimension (A) (mm)	Collar Dimension (B) (mm)
250 x 250	194
350 x 350	294
450 x 450	394
550 x 550	494
650 x 650*	594
750 x 750*	694
850 x 850*	794
1000 x 1000*	944

*All casings 650x650mm and above are supplied in Quadrants.

Semi Square Column Casing

Semi Square Casings are supplied in 3m length as standard. The total installed height is approx 3.4m which includes top/bottom collar.

Each casing is supplied complete with: Outer Casing, Top and Bottom Inner Collar and Infill Strip. (Substructure, Mullion Support and Fixings not included)



Casing Dimension (A) (mm)	Collar Dimension (B) (mm)	Depth (C) (mm)
250	194	135
350	294	185
450	394	235
550	494	285
650*	594	335
750*	694	385
850*	794	435
1000*	944	510

*All casings 650x650mm and above are supplied in Quadrants.

Square UniColour - 3m Length

All component supplied in one colour - please specify colour when ordering.



Size (mm)	Code
250 x 250	CS25/3MPPC
350 x 350	CS35/3MPPC
450 x 450	CS45/3MPPC
550 x 550	CS55/3MPPC
650 x 650	CS65/3MPPC
750 x 750	CS75/3MPPC
850 x 850	CS85/3MPPC
1000 x 1000	CS100/3MPPC

Semi Square UniColour - 3m Length

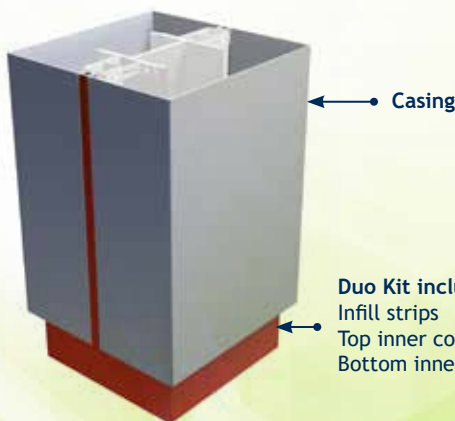
All component supplied in one colour - please specify colour when ordering.



Size (mm)	Code
250 x 135	CS25H/3MPPC
350 x 185	CS35H/3MPPC
450 x 235	CS45H/3MPPC
550 x 285	CS55H/3MPPC
650 x 335	CS65H/3MPPC
750 x 385	CS75H/3MPPC
850 x 435	CS85H/3MPPC
1000 x 510	CS100H/3MPPC

Square DuoColour - 3m Length

DuoColour - Supplied in two colours, please specify required colour for the Casing and Kit Separately using the codes in the table.



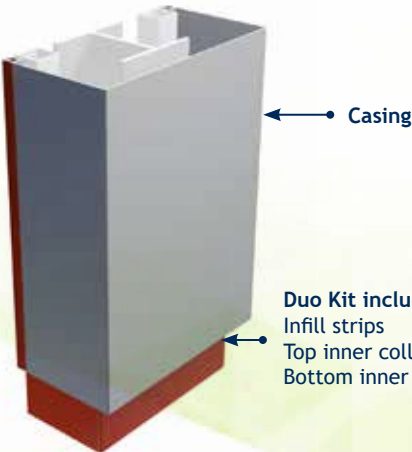
Duo Kit includes:
Infill strips
Top inner collar
Bottom inner collar

Size (mm)	Casing Code	Duo Kit Code
250 x 250	CS25/DC/3MPPC	CS25/KIT/PPC
350 x 350	CS35/DC/3MPPC	CS35/KIT/PPC
450 x 450	CS45/DC/3MPPC	CS45/KIT/PPC
550 x 550	CS55/DC/3MPPC	CS55/KIT/PPC
650 x 650	CS65/DC/3MPPC	CS65/KIT/PPC
750 x 750	CS75/DC/3MPPC	CS75/KIT/PPC
850 x 850	CS85/DC/3MPPC	CS85/KIT/PPC
1000 x 1000	CS100/DC/3MPPC	CS100/KIT/PPC

When ordering please specify colour of Casing and Duo Kit separately using the above codes

Semi Square DuoColour - 3m Length

DuoColour - Supplied in two colours, please specify required colour for the Casing and Kit Separately using the codes in the table.



Duo Kit includes:
Infill strips
Top inner collar
Bottom inner collar

Size (mm)	Casing Code	Duo Kit Code
250 x 135	CS25H/DC/3MPPC	CS25H/KIT/PPC
350 x 185	CS35H/DC/3MPPC	CS35H/KIT/PPC
450 x 235	CS45H/DC/3MPPC	CS45H/KIT/PPC
550 x 285	CS55H/DC/3MPPC	CS55H/KIT/PPC
650 x 335	CS65H/DC/3MPPC	CS65H/KIT/PPC
750 x 385	CS75H/DC/3MPPC	CS75H/KIT/PPC
850 x 435	CS85H/DC/3MPPC	CS85H/KIT/PPC
1000 x 510	CS100H/DC/3MPPC	CS100H/KIT/PPC

When ordering please specify colour of Casing and Duo Kit separately using the above codes


Colours

Alumasc's Skyline products are available in plain mill finish or polyester powder coated from the BBA approved Raincote range.

The standard aluminium RAL colour range includes a choice of 26 colours. We have our own state-of-the-art powder coating plant in house, and can offer any additional BS or RAL colour to order.



We can match any BS or RAL colour of your choice



Standard Colours

Colours are produced with a 30% gloss unless otherwise stated.



* Also Available in a textured finish

Colours are reproduced for general guidance only. For exact colour and finish references, please contact Alumasc for colour swatch samples and for further information.

Also in the Skyline range



Fascias & Soffits

Top of the range roof edge details to suit all designs and budgets. Whether you choose from the standard range or bespoke design, the Skyline Fascia System is manufactured from high quality, polyester powder coated aluminium.



Copings

The Skyline Coping System provides an economical and easily installed capping on upstand parapets to flat or pitched roofs. Available in flat or sloped versions and tested to withstand static pressures of 220mph. Skyline Coping System is a robust solution equally suited to retrofit and new build projects.



Canopies

For any scheme to maximise its potential, no detail should be viewed as too small to warrant detailed consideration. Skyline Architectural Aluminium Canopies can add that final touch to an exterior design scheme.



Anti-Climb

Designed with security in mind, preventing unauthorised access to the building roofscape. Skyline Anti-Climb Barriers comprise support brackets and preformed barrier sections. They can be fitted in front of virtually any gutter profile, resulting in a bold architectural feature.



Window Surrounds

A new and innovative range of modular aluminium window surrounds. Skyline Window Surrounds constitute a complete system that is simple to install, and which offers designers and specifiers a perfect combination of practicality, innovation, aesthetic appeal and low maintenance.



Eco Planters

Skyline Aluminium Eco Planters are designed to allow living plants and shrubs to proliferate in otherwise inhospitable urban settings. In addition to environmental benefits, Skyline Architectural Aluminium Eco Planters also provide an attractive visual feature.

SKYLINE[®]

ARCHITECTURAL ALUMINIUM

www.alumascwms.co.uk

AWMS - BURTON LATIMER

Station Road
Burton Latimer
Kettering
Northamptonshire
NN15 5JP

+44 (0)1536 383 810
info@alumascwms.co.uk
www.alumascwms.co.uk



ALUMASC[®]

WATER MANAGEMENT SOLUTIONS



MIX
Paper from
responsible sources
FSC® C003256