

Harmer Shower Drains

The Aluminium & ABS Range



Harmer Shower Drains in either Aluminium or ABS offer a range of high performance drain bodies with a wide choice of caps and grates to suit any application.

Applications

- Compact drain bodies are ideal to install in all types of solid and suspended floor construction including installations where shallow invert pipework is essential, e.g. joisted timber floor construction
- Suited to tiled or flexible sheet floor applications
- Pebble and Plain caps; Concentric Ring and Star grates - available in a choice of materials
- Security fixings available to prevent unauthorised removal of caps and grates

Performance

- Meets requirements of BS EN 1253 for general design, flow performance and load testing
- Lightweight, durable and non-corrodible
- Super compact size
- High flow of up to 1.3 litres per second
- Compliant with K3 (300kg) load class
- Free running waterways, designed for self-cleaning
- Compatible with 43, 56 and 110mm UK pipe sizes
- Aluminium is 100% recyclable

Materials & Finishes





- Drain bodies and clamp rings precision cast in aluminium silicon alloy LM6 to BS EN 1559:
- BBA approved powder coating on drain bodies, clamps and tile frames
- Caps and grates available in powder coated aluminium, stainless steel, mirror finish and nickel bronze

Installation & Fixing

- Easy and quick to install
- Preformed Harmer Level Access Formers simplify the creation of drainage falls in joisted floor construction, Removable trap and top access roddable
- Drain bodies easily connect to other materials such as cast iron, HDPE, PVC-U and polypropylene
- Low maintenance and hygienic as easy clean cap design with fast flow trap offers unrestricted waterways, reduced hair snagging and dirt build-up







FLOOR AND SHOWER SYSTEMS			
HARMER SHOWER	ALUMINIUM VERTICAL OUTLET Flexible Sheet Floor		
Description	Size	Code	List Price £
VERTICAL SHOWER DRAINS - FOR FLEXIBLE SHEET FLOORING - WHITE PPC ALUMINIUM			
 Pebble Cap White PPC Aluminium	-	AVS/WH	124.70
VERTICAL SHOWER DRAINS - FOR FLEXIBLE SHEET FLOORING - MIRROR FINISH			
 Plain Cap Mirror Finish	-	AVS/CH	143.77
VERTICAL SHOWER DRAINS - FOR FLEXIBLE SHEET FLOORING - STAINLESS STEEL			
 Plain Cap Stainless Steel	-	AVS/CS	236.90
 Concentric Ring Grate Stainless Steel	-	AVS/RS	236.90
 Star Grate Stainless Steel	-	AVS/SS	236.90
 Anti-Ligature Stainless Steel	-	AVS/AS	236.90

FLOOR AND SHOWER SYSTEMS			
HARMER SHOWER	ALUMINIUM VERTICAL OUTLET Flexible Sheet Floor		
Description	Size	Code	List Price £
VERTICAL SHOWER DRAINS - FOR FLEXIBLE SHEET FLOORING - NICKEL BRONZE			
 Plain Cap Nickel Bronze	-	AVS/CN	236.90
 Concentric Ring Grate Nickel Bronze	-	AVS/RN	236.90
 Star Grate Nickel Bronze	-	AVS/SN	236.90
 Anti-Ligature Nickel Bronze	-	AVS/AN	236.90





FLOOR AND SHOWER SYSTEMS				
HARMER SHOWER		ALUMINIUM VERTICAL OUTLET Tiled Floor		
Description	Size	Code	List Price £	
VERTICAL SHOWER DRAINS - FOR TILED FLOORING - WHITE PPC ALUMINIUM				
	Pebble Cap White PPC Aluminium	150 x 150	AVS/WH/T15	167.31
		200 x 200	AVS/WH/T20	174.30
VERTICAL SHOWER DRAINS - FOR TILED FLOORING - MIRROR FINISH				
	Plain Cap Mirror Finish	150 x 150	AVS/CH/T15	189.78
VERTICAL SHOWER DRAINS - FOR TILED FLOORING - STAINLESS STEEL				
	Plain Cap Stainless Steel	150 x 150	AVS/CS/T15	236.90
		200 x 200	AVS/CS/T20	278.97
	Concentric Ring Grate Stainless Steel	150 x 150	AVS/RS/T15	236.90
		200 x 200	AVS/RS/T20	278.97
	Star Grate Stainless Steel	150 x 150	AVS/SS/T15	236.90
		200 x 200	AVS/SS/T20	278.97
	Anti-Ligature Stainless Steel	150 x 150	AVS/AS/T15	224.16
		200 x 200	AVS/AS/T20	224.16

FLOOR AND SHOWER SYSTEMS				
HARMER SHOWER		ALUMINIUM VERTICAL OUTLET Tiled Floor		
Description	Size	Code	List Price £	
VERTICAL SHOWER DRAINS - FOR TILED FLOORING - NICKEL BRONZE				
	Plain Cap Nickel Bronze	150 x 150	AVS/CN/T15	236.90
		200 x 200	AVS/CN/T20	278.97
	Concentric Ring Grate Nickel Bronze	150 x 150	AVS/RN/T15	236.90
		200 x 200	AVS/RN/T20	278.97
	Star Grate Nickel Bronze	150 x 150	AVS/SN/T15	236.90
		200 x 200	AVS/SN/T20	278.97
	Anti-Ligature Nickel Bronze	150 x 150	AVS/AN/T15	236.90
		200 x 200	AVS/AN/T20	236.90

FLOOR AND SHOWER SYSTEMS				
HARMER SHOWER		ALUMINIUM HORIZONTAL OUTLET Flexible Sheet Floor		
Description	Size	Code	List Price £	
HORIZONTAL SHOWER DRAINS - FOR FLEXIBLE SHEET FLOORING - WHITE PPC ALUMINIUM				
 Pebble Cap White PPC Aluminium	-	AHS/WH	124.70	
HORIZONTAL SHOWER DRAINS - FOR FLEXIBLE SHEET FLOORING - MIRROR FINISH				
 Plain Cap Mirror Finish	-	AHS/CH	143.77	
HORIZONTAL SHOWER DRAINS - FOR FLEXIBLE SHEET FLOORING - STAINLESS STEEL				
 Plain Cap Stainless Steel	-	AHS/CS	236.90	
 Concentric Ring Grate Stainless Steel	-	AHS/RS	236.90	
 Star Grate Stainless Steel	-	AHS/SS	236.90	
 Anti-Ligature Stainless Steel	-	AHS/AS	236.90	

FLOOR AND SHOWER SYSTEMS				
HARMER SHOWER		ALUMINIUM HORIZONTAL OUTLET Flexible Sheet Floor		
Description	Size	Code	List Price £	
HORIZONTAL SHOWER DRAINS - FOR FLEXIBLE SHEET FLOORING - NICKEL BRONZE				
 Plain Cap Nickel Bronze	-	AHS/CN	236.90	
 Concentric Ring Grate Nickel Bronze	-	AHS/RN	236.90	
 Star Grate Nickel Bronze	-	AHS/SN	236.90	
 Anti-Ligature Nickel Bronze	-	AHS/AN	236.90	

FLOOR AND SHOWER SYSTEMS				
HARMER SHOWER		ALUMINIUM HORIZONTAL OUTLET Tiled Floor		
Description	Size	Code	List Price £	
HORIZONTAL SHOWER DRAINS - FOR TILED FLOORING - WHITE PPC ALUMINIUM				
	Pebble Cap White PPC Aluminium	150 x 150	AHS/WH/T15	167.31
		200 x 200	AHS/WH/T20	174.30
HORIZONTAL SHOWER DRAINS - FOR TILED FLOORING - MIRROR FINISH				
	Plain Cap Mirror Finish	150 x 150	AHS/CH/T15	189.78
HORIZONTAL SHOWER DRAINS - FOR TILED FLOORING - STAINLESS STEEL				
	Plain Cap Stainless Steel	150 x 150	AHS/CS/T15	236.90
		200 x 200	AHS/CS/T20	278.97
	Concentric Ring Grate Stainless Steel	150 x 150	AHS/RS/T15	236.90
		200 x 200	AHS/RS/T20	278.97
	Star Grate Stainless Steel	150 x 150	AHS/SS/T15	236.90
		200 x 200	AHS/SS/T20	278.97
	Anti-Ligature Nickel Bronze	150 x 150	AHS/AS/T15	236.90
		200 x 200	AHS/AS/T20	278.97

FLOOR AND SHOWER SYSTEMS				
HARMER SHOWER		ALUMINIUM HORIZONTAL OUTLET Tiled Floor		
Description	Size	Code	List Price £	
HORIZONTAL SHOWER DRAINS - FOR TILED FLOORING - NICKEL BRONZE				
	Plain Cap Nickel Bronze	150 x 150	AHS/CN/T15	236.90
		200 x 200	AHS/CN/T20	278.97
	Concentric Ring Grate Nickel Bronze	150 x 150	AHS/RN/T15	236.90
		200 x 200	AHS/RN/T20	278.97
	Star Grate Nickel Bronze	150 x 150	AHS/SN/T15	236.90
		200 x 200	AHS/SN/T20	278.97
	Anti-Ligature Stainless Steel	150 x 150	AHS/AN/T15	236.90
		200 x 200	AHS/AN/T20	278.97

FLOOR AND SHOWER SYSTEMS

HARMER SHOWER		ABS Vertical Outlet - Flexible Sheet Floor/Tiled Floor		
Description	Size	Code	List Price £	
VERTICAL SHOWER DRAINS - FOR FLEXIBLE SHEET FLOORING - WHITE ABS				
 Pebble Cap White ABS	-	CVS/CP	64.29	
 Quadrant Cap White ABS	-	CVS/CQ	64.29	
VERTICAL SHOWER DRAINS - FOR FLEXIBLE SHEET FLOORING - MIRROR FINISH				
 Plain Cap Mirror Finish	-	CVS/CH	78.54	
VERTICAL SHOWER DRAINS - FOR FLEXIBLE SHEET FLOORING - STAINLESS STEEL				
 Anti-Ligature Stainless Steel	-	CVS/AS	228.71	
VERTICAL SHOWER DRAINS - FOR FLEXIBLE SHEET FLOORING - NICKEL BRONZE				
 Anti-Ligature Nickel Bronze	-	CVS/AN	216.21	

FLOOR AND SHOWER SYSTEMS

HARMER SHOWER		ABS Vertical Outlet - Flexible Sheet Floor/Tiled Floor		
Description	Size	Code	List Price £	
VERTICAL SHOWER DRAINS - FOR TILED FLOORING - WHITE ABS				
 Pebble Cap White ABS	150 x 150	CVS/CP/T15	64.29	
	200 x 200	CVS/CP/T20	64.29	
 Quadrant Cap White ABS	150 x 150	CVS/CQ/T15	64.29	
	200 x 200	CVS/CQ/T20	64.29	
VERTICAL SHOWER DRAINS - FOR TILED FLOORING - MIRROR FINISH				
 Plain Cap Mirror Finish	150 x 150	CVS/CH/T15	78.54	
VERTICAL SHOWER DRAINS - FOR TILED FLOORING - STAINLESS STEEL				
 Anti-Ligature Stainless Steel	150 x 150	CVS/AS/T15	228.71	
	200 x 200	CVS/AS/T20	228.71	
VERTICAL SHOWER DRAINS - FOR TILED FLOORING - NICKEL BRONZE				
 Anti-Ligature Nickel Bronze	150 x 150	CVS/AN/T15	236.90	
	200 x 200	CVS/AN/T20	236.90	

FLOOR AND SHOWER SYSTEMS			
HARMER SHOWER		ABS Horizontal Outlet - Flexible Sheet Floor/Tiled Floor	
Description	Size	Code	List Price £
HORIZONTAL SHOWER DRAINS - FOR FLEXIBLE SHEET FLOORING - WHITE ABS			
 Pebble Cap White ABS	-	CHS/CP	64.29
 Quadrant Cap White ABS	-	CHS/CQ	64.29
HORIZONTAL SHOWER DRAINS - FOR FLEXIBLE SHEET FLOORING - MIRROR FINISH			
 Plain Cap Mirror Finish	-	CHS/CH	78.54
HORIZONTAL SHOWER DRAINS - FOR TILED FLOORING - WHITE ABS			
 Pebble Cap White ABS	150 x 150	CHS/CP/T15	64.29
	200 x 200	CHS/CP/T20	64.29
 Quadrant Cap White ABS	150 x 150	CHS/CQ/T15	64.29
	200 x 200	CHS/CQ/T20	64.29
HORIZONTAL SHOWER DRAINS - FOR TILED FLOORING - MIRROR FINISH			
 Plain Cap Mirror Finish	150 x 150	CHS/CH/T15	78.54

FLOOR AND SHOWER SYSTEMS			
HARMER SHOWER		ABS Horizontal Outlet - Flexible Sheet Floor/Tiled Floor	
Description	Size	Code	List Price £
HORIZONTAL SHOWER DRAINS - FOR TILED FLOORING - STAINLESS STEEL			
 Anti-Ligature Stainless Steel	150 x 150	CHS/AS/T15	228.71
	200 x 200	CHS/AS/T20	228.71
HORIZONTAL SHOWER DRAINS - FOR TILED FLOORING - NICKEL BRONZE			
 Plain Cap Mirror Finish	150 x 150	CHS/AN/T15	216.21
	200 x 200	CHS/AN/T20	216.21
HORIZONTAL SHOWER DRAINS - FOR VINYL FLOORING - STAINLESS STEEL			
 Anti-Ligature Stainless Steel	-	CHS/AS	228.71
	-	CHS/AN	228.71
SUNDRY ITEMS			
Description	Description	Code	List Price £
Snake Eye Screw	M5 x 16mm Countersunk Snake Eye Screw	M5/SNAKE/16	4.85
Snake Eye Screw	M5 x 25mm Countersunk Snake Eye Screw	M5/SNAKE/25	4.85
Power Driver	No 10 x ¼ Hex Power Driver to suit Snake Eye Screw	SE05	14.71